

**DESCRIPTION**

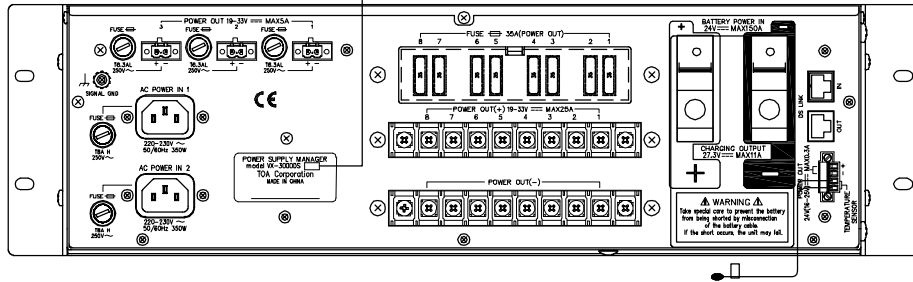
The VX-3000DS is an Emergency Power Supply Manager used for the SX-2000, VX-2000 and VM-3000 systems. It is a 3U rack-mount unit equipped with a battery charger and dual switching power supplies, which contribute to rack space, energy-saving and lightweight design. The VX-3000DS features easy maintenance as function setting switch and shutdown switch inside the front panel, and fuse replacement can be performed on the unit's rear side.

**SPECIFICATIONS**

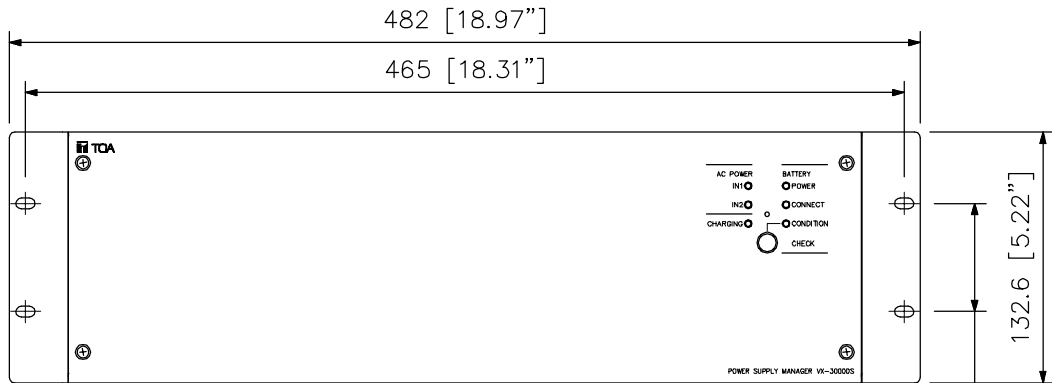
Power Source	220-230 V AC, 50/60 Hz
Power Consumption	2800 W max in total (at rated output with charging) 650 W max in total, 350 W max each (EN60065)
DC Power Output (AC mode)	Rated output: 2300 W (total DC power output) Peak output: 2780 W (total DC power output)
Current Specification	Maximum output current from the battery: 50 A Rated maximum continuous output current, I max. a: 50 A Rated maximum short duration output current, I max. b: 50 A Rated minimum output current, I min: 0 A Ripple Voltage at I max. b: 4 V max
DC Power Output	8 x 31 V (19-33 V) 25 A max. each, M4 screw terminal, distance between barriers: 11 mm (0.43") 3 x 31 V (19-33 V) 5 A max. each, removable terminal block (3 x 2 pins) 1 x 24 V (16-25 V) 0.3 A max., removable terminal block (1 x 2 pins)
Charging Method	Temperature compensated trickle charging
Charging Output Voltage	27.3 V $\pm$ 0.3 V (at 25 °C (77 °F)) Temperature correction coefficient: -40 mV/°C
Battery Connection	1 pair of positive and negative terminals Applicable cable diameter: AWG 6 - AWG 0 (AWG 1/0) (16 mm <sup>2</sup> - 50 mm <sup>2</sup> ) Line resistance within 4 mΩ/total
Applicable Battery	Panasonic: LC-X1265PG/APG (65 Ah), LC-XA12100P (100 Ah) Yuasa: NP65-12 (65 Ah), NPL100-12 (100 Ah)
Control Connector DS LINK IN/OUT	RJ45 female connector for connecting the system and cascade connection Shielded Twisted-pair straight cable (TIA/EIA-568A standard) Type of control signal: Battery check, AC power status, DC Power status, charging circuit failure, battery failure, and communication
Panel Indicator	AC power IN 1, IN 2 (Green), Charging (Green), Battery power (Green), Battery connect (Green), Battery condition (Green)
Operating Temperature	-5 °C to +45 °C (23 °F to 113 °F)
Operating Humidity	90 %RH or less (no condensation)
Finish	Panel: Surface-treated steel plate, black, 30% gloss, paint
Dimensions	482 (W) x 132.6 (H) x 400.5 (D) mm (18.98" x 5.22" x 15.77")
Weight	11.8 kg (26.01 lb)
Accessory	Fuse (T8A H) ...2, Fuse (T6.3A L) ...2, Blade fuse (35 A) ...2, Rack mounting screw (with washer) ...4, Power cord (2 m (6.56 ft)) ...2, Fastener hook ...4, Fastener loop ...4, Thermal insulating sheet ...1, CAT5-STP cable (3 m (9.84 ft)) ...1, Ferrite clamp ...1
Fuse Rating	Blade fuse (35 A), Fuse (T8A H), Fuse (T6.3A L)

■ APPEARANCE


Version	CE	CE-GB
Indication	CE	CE-GB
AC plug		



Rear View



Front View



Side View

UNIT:mm SCALE:1/4